



Contains:
150 Location Cards, 4
Pencils, Fold Out Game
Board, Answer Notepad,
& Viewfinder!

Find your geographical brain and identify where the world's most famous landmarks are located. Put to the test your flag and capital city knowledge as you battle it out to be the ultimate explorer.

How to set up


Shuffle all the cards into one large pile and fold out the game board. Make sure all the cards and the game board have the "Where in the World?" text facing upwards. Place the cards next to the game board and give each player one sheet from the answer pad.

The Location Cards are made up of 3 card types: landmarks, flags, and capital cities.



How to play

1. Select one player to be the travel guide or take it in turns each round. The travel guide will need to read aloud the cards, so get your best explorer voice ready.
2. The role of the travel guide is to start each round. To do this they must select the top location card from the pile and place it in the viewfinder without any player including themselves seeing the back of the card. When placing the location card in the viewfinder make sure the front can be seen through the viewfinder window.
3. When the location card is in the viewfinder each player gets 5 seconds to view the card and then must pass the viewfinder to the next player to view.
4. When every player has viewed the card, all players must write their 1st answer on the answer sheet. Details on how to write your answers will be explained in the 'how to write your answers' section on the next page.
5. When all players have their answers written down the travel guide must turn the viewfinder over and slide the card up to the first blue dotted line, as seen below, revealing the first answer.
6. When the correct colour is revealed turn the board so that the correct colour map is facing upwards, and the second answer may be attempted.
7. Every player that has successfully guessed the first answer will qualify for the second round. If you have not you can still play along but no points can be achieved this round.
8. When all the players have the second answer written down, the travel guide must reveal the second answer by sliding the card down to the next blue dotted line.
9. If any players have a correct second answer they will be awarded a point. Mark off your points at the bottom of the answer card.
10. You may wish to end the round here. If so, select the next location card and repeat the above steps. However, if you are up for a challenge, a correct second answer will not win you a point but will qualify you for the 3rd and final trivia round. If all answers are correct including the trivia round a point is awarded.



How to write your answers


Step 1: The "COLOUR" answers

You must write down the colour of the continent in which you think your "WHERE" answer is located. There is a key in the bottom right of the front of the game board that will assist you. For example Europe = green.

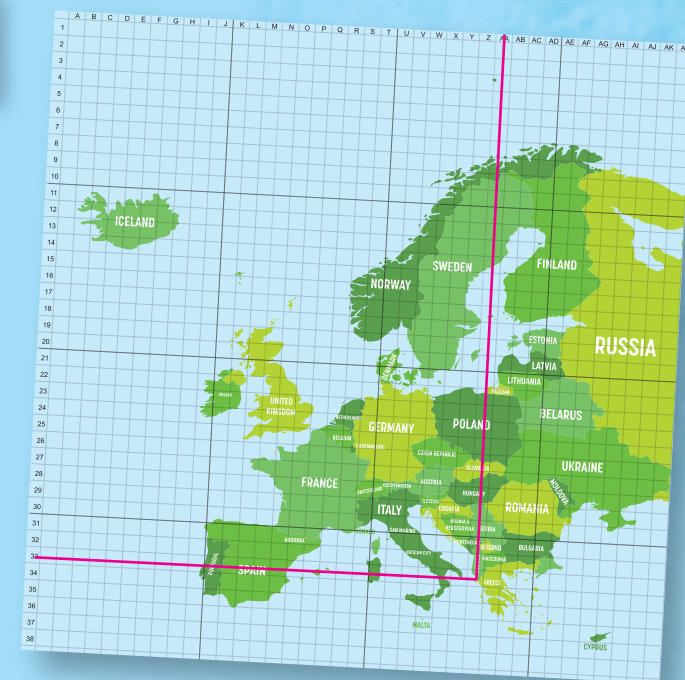
Landmark cards

Step 2: "WHERE" answer

You must guess the co-ordinate where the landmark is located on the map. First, write down the letter or letters along the horizontal row, then the number that is along the vertical row, this highlights a unique location. For example: AA,33 as seen below.



Where in the World		
COLOUR	WHERE	BONUS
COLOUR	WHERE	BONUS ROUND



Flag cards



Capital cards



For the "WHERE" answer you must guess the country of the flag shown on the front.

For the "WHERE" answer you must guess the country of the capital city shown on the front.

Trivia round

Step 3: "BONUS" round

For this round, after the multiple-choice answers are read out write down your guess A, B, C or D in the bonus column.

Easy VS Expert game mode

If you wish to play the easier version of the game, for your second answer the "WHERE", players must guess the country of the landmark not the co-ordinate. This is great for a younger audience as it builds their geographical knowledge. For the expert mode, why not challenge yourself? To achieve the point in expert mode you must get the co-ordinate bang on and successfully answer the trivia question.

How to win

It's all about the points, the first player to mark off all 8 points at the bottom of their answer sheet wins!



UK Ltd. & GmbH

6 Commerce Way, Lancing,
BN15 8TA, UK
Distributed in the EU
by Fizz Creations GmbH
Stadtweide 17, Emmerich,
46446, DE
www.fizzcreations.com
© 2023 Fizz Creations Ltd.
All rights reserved.

GB WARNING! Not suitable for children under 3 years. Contains small parts which may cause a choking hazard. FR ATTENTION ! Ne convient pas aux enfants de moins de 3 ans. Contient de petites pièces pouvant provoquer un risque d'étouffement. ES ¡ADVERTENCIA! No apto para niños menores de 3 años. Contiene piezas pequeñas que pueden representar un peligro de asfixia. DE ACHTUNG! Nicht für Kinder unter 3 Jahren geeignet. Das Produkt enthält Kleinteile, die zu Erstickungsgefahr führen können. IT ATTENZIONE! Non adatto a i bambini di età inferiore ai 3 anni. Contiene parti minuscole che possono causare un rischio di soffocamento.



The Games Room® is a registered trademark of Fizz Creations Ltd.